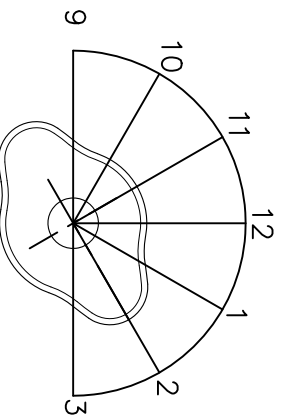
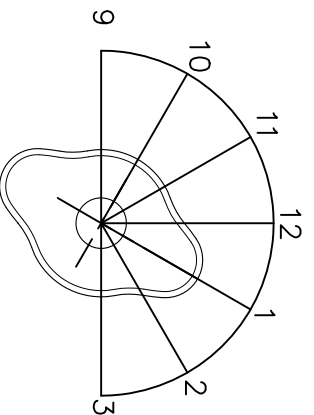


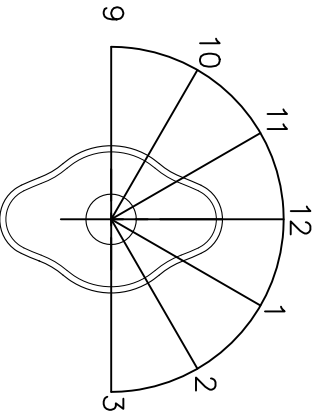
HOME POSITION



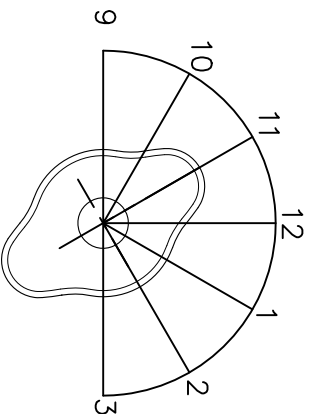
ROTATE ADJUSTMENT STUD OUT
1/4 TURN



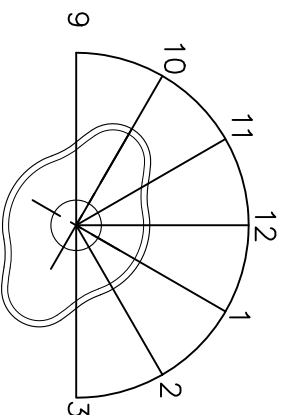
ROTATE ADJUSTMENT STUD OUT
1/2 TURN



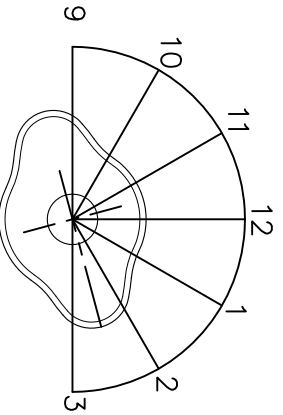
ROTATE ADJUSTMENT STUD OUT
3/4 TURN



ROTATE ADJUSTMENT STUD OUT
1 FULL TURN



ROTATE ADJUSTMENT STUD OUT
1 3/8 TURN



WHEN LOCATED INBETWEEN
NUMBERS ROTATE 1/8 TURN
MORE.

CARBON BLADE INDEX DIAGRAM

REFERENCE: DISTAL END